

India Special Opportunity Portfolio

Investment Theme

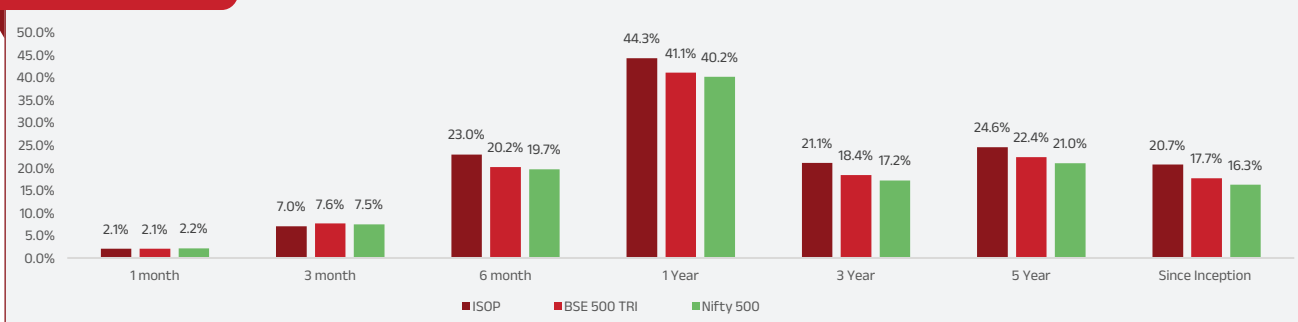
The strategy aims to invest in companies that are primed to benefit from the following catalysts - Micro turnaround, Macro Turnaround, Management Change, Deleveraging, Demerger, Mid to Largecap potential and Secular growth companies.

Fund Details

Structure: Discretionary PMS | **Strategy Name:** India Special Opportunity Portfolio | **Benchmark:** BSE 500 TRI |

Fund Inception Date: June 14, 2018 | **Fund Manager:** Sameer Narayan, Dhaval Mehta & Salvin Shah

Performance



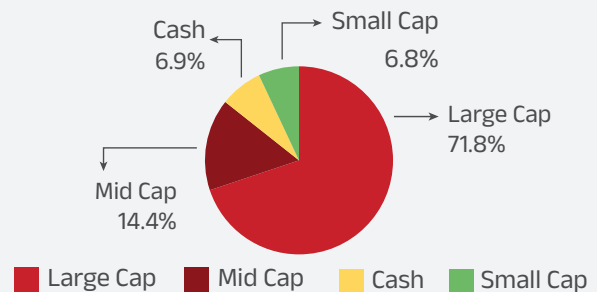
Performance as on September 30, 2024 / Source: ABSLAMC Internal Research
Disclaimer: Past performance of any product does not indicate its future performance. • Performance data is based on Time-Weighted Rate of Return (TWRR) for aggregated performance statistics of all investors. • Please note that performance of your portfolio may vary from that of other investors and that generated by the Investment Approach across all investors because of the timing of inflows and outflows of funds; and differences in the portfolio composition because of restrictions and other constraints • Investment approach level performance reported is not verified by SEBI.

Risk Ratios

Standard Deviation	12.51%
Sharpe Ratio	1.14
Beta	0.85
Portfolio Turnover (%)	0.45

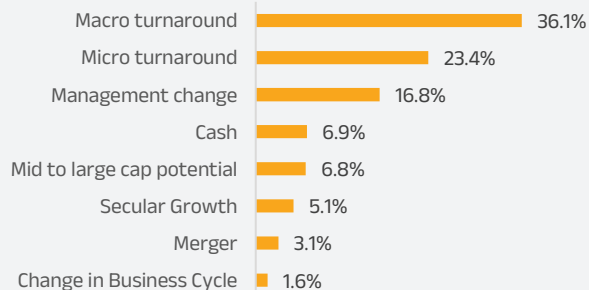
Above Ratios are 3 year ratios calculated on annualised basis

Market Capitalisation

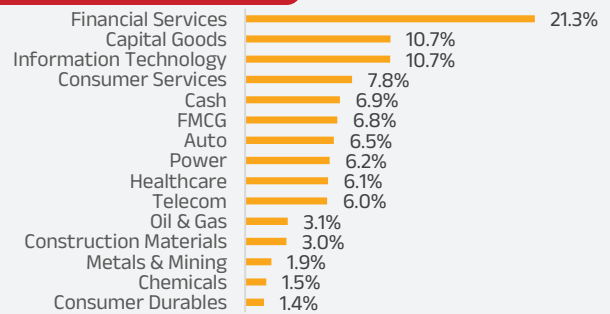


Source: AMFI / As on September 30, 2024

Catalyst Allocation



Sector Allocation



Portfolio data as on September 30, 2024

Top 10 Portfolio Holdings

Companies	% to Net Assets
Trent Ltd	6.8%
Bharti Airtel Ltd	5.7%
ICICI Bank Ltd	4.4%
Bharat Dynamics Limited	4.0%
Tata Consultancy Services Ltd	3.8%

Companies	% to Net Assets
Axis Bank Ltd	3.7%
Tata Power Co Ltd	3.5%
Sun Pharma. Industries Ltd	3.5%
ITC Ltd	3.4%
Cholamandalam Inv. & Fin. Co. Ltd	3.4%

Equity Outlook

Indian markets ended the month with a 2.3% gain in Nifty while we did see some underperformance in broader market with Mid-cap index gaining +1.5% and small-cap index declining -0.7%. At the beginning of the month, investors remained cautious ahead of the key US economy data release. An aggressive interest rate cut by the US Federal Reserve and long-awaited stimulus measures from China helped to boost investor mood in the second half of the month. Globally, Hang Seng and Shanghai Composite soared 18% each for the month while Thailand, the Philippines and Singapore were up 7%, 5% and 4%, respectively. Brazil, South Korea and Japan declined 3%, 3% and 2%, respectively. FPIs bought US\$5.4 bn of Indian equities in the secondary market, whereas DIIs bought US\$3.8 bn.

Cumulative rainfall as on 27-Sep was 7% above the long-term average (LTA). Spatial divergence has continued, with North and West India (5%), Central India (19%), and the southern peninsula (15%) all above LTA, whereas East and North East India (-14%) remain below LTA. Total area under sowing (110.5mnha), as on 20-Sep, is higher (2% YoY) than last year. This is mainly due to healthy sowing for most major food crops – Rice: (41.4mnha; 2% YoY), pulses (12.9mnha; 8% YoY), coarse cereals (19mnha; 4% YoY), and oilseeds (19.4mnha; 2% YoY). Among non-food crops, lower cotton sowing (11.3mnha; -9% YoY) is a concern. Overall area under sowing is at 100% of normal area sown, compared with 100% at the same point in 2023.

On the economy front, high frequency indicators (like E-way bill, GST collection, loan growth, PMI) continue to suggest healthy levels of economic activity. The gross GST revenue collected in the month of September is at Rs 1.73tn up 6.5% YoY. CPI inflation inched up marginally to 3.7% from a 59-month low of 3.5% in Jul'24. Food inflation picked up on a YoY basis led by vegetables. However, sequentially there was a significant moderation in food inflation due to lower vegetable prices. Core inflation remained stable at 3.4%, as lower inflation in personal care and effects category offset the marginal increase seen in other categories. IIP growth rose a tad to 4.8% in Jul'24 from 4.7% in Jun'24, supported by jump in manufacturing sector. Mining and electricity output eased in Jul'24, due to monsoon activity. On FYTD basis as well, growth remains stable at 5.2% so far (Apr-Jul'24). Within manufacturing, boost has been provided by industries like refinery products, machinery, and other transport equipment. In terms of use-based classification, only capital goods and intermediate goods recorded an improvement in Jul'24, while other sectors continued to register a slowdown.

Other key developments: (1) the Federal Reserve began its rate cut cycle with a 50 bps rate cut, with the federal funds rate now at 4.75-5%, (2) China announced various stimulus packages to support the economy, (3) the Indian government has increased the minimum wage rates for the unorganized sector by revising the variable dearness allowance, (4) Moody's revised its CY2024 GDP growth forecast for India to 7.1% from its earlier estimates of 6.8%; S&P retained India's FY2025 growth forecast at 6.8%. (5) the current account in 1QFY25 moved back to a deficit of US\$9.8 bn (1.1% of GDP)—4QFY24 current account surplus was revised down to US\$4.6 bn.

Overall, at the portfolio level, we remain invested in high quality franchisees and expect these businesses to continue to deliver healthy earnings growth over the medium to long term.

Source: Internal Research

Disclaimer: Investments in securities are subject to market risks and there can be no assurance or guarantee that the objectives of the product will be achieved. Past performance may or may not be sustained in future.

Portfolio Update:

In the month of September 2024, Trent Ltd, Bharti Airtel Ltd, ICICI Bank Limited, Bharat Dynamics Limited & Tata Consultancy Services Ltd. continue to be the fund's top holdings. We continue to employ our extensive bottom-up research process, to identify mispriced opportunities, with special focus on companies with credible managements, healthy balance sheets, higher returns on capital, and strong runway for growth.

Disclaimer: The views expressed above are the views of the Fund Managers and should not be construed as an investment advice.

Investments in securities are subject to market risks and there can be no assurance or guarantee that the objectives of the Product will be achieved. Past performance may or may not be sustained in future.

Investment Style

India Special Opportunity Portfolio			
	Growth	Blend	Value
Large Cap			
Mid & Small			

Risk Factors and Disclaimers

Investments in securities are subject to market risks and there can be no assurance or guarantee that the objectives of the Product will be achieved. Any information contained in this publication does not constitute and shall be deemed not to constitute an advice, an offer to sell/ purchase or as an invitation or solicitation to do so for any securities of any entity. Please note that this is not an advertisement. The document is solely for the information and understanding of intended recipients only. If you are not the intended recipient, you are hereby notified that any use, distribution, reproduction or any action taken or omitted to be taken in reliance upon the same is prohibited and may be unlawful. Aditya Birla Sun Life AMC Limited (ABSLAMC) / its subsidiaries / affiliates or their officers, employees, personnel, directors shall not be liable for any loss, damage, liability whatsoever for any direct or indirect loss arising from the use or access of any information that may be displayed in this publication from time to time. Recipients of the information contained herein should exercise due care and caution and read the disclosure document (including if necessary, obtaining the advice of tax / legal / accounting / financial / other professionals) prior to taking of any decision, acting, or omitting to act, on the basis of the information contained herein. Aditya Birla Sun Life AMC Limited- Portfolio Manager has used information that is publicly available, including information developed in-house. Some of the material used in the document may have been obtained from members/persons other than the PMS and / or its affiliates and which may have been made available to the PMS and / or to its affiliates. Information gathered and material used in this document is believed to be from reliable sources. The PMS however does not warrant the accuracy, reasonableness and / or completeness of any information. The actual investments / portfolio decisions are a result of complex technical & fundamental valuations at the disposal of the portfolio manager. Investors are advised against replication of strategies implemented. Information contained herein shall not be copied/circulated/reproduced/quoted in any form or manner (in part or whole) without the express written consent of Aditya Birla Sun Life AMC Limited. Any forward-looking word, phrase or expression is subject to risks, Investment and assumptions that could cause actual results to differ materially from those contemplated by the said forward-looking word, phrase or expression. Investment approach level performance reported is not verified by SEBI.

Regulatory Disclosure: All investors have the option to invest directly with ABSLAMC-Portfolio Manager

Investments in securities are subject to market risks and there can be no assurance or guarantee that the objectives of the Product will be achieved.

For any service related queries, please contact us:



1800 270 7000



care.pms@adityabirlacapital.com

Aditya Birla Sun Life AMC Limited
CIN: L65991MH1994PLC080811.

One World Center, Tower 1, 17th Floor, Jupiter Mills, Senapati Bapat Marg, Elphinstone Road, Mumbai - 400 013.
Tel: 4356 8000. Fax: 4356 8110 / 8111

Investments in securities are subject to market risks and there can be no assurance or guarantee that the objectives of the Product will be achieved.