

ABSL Innovation Portfolio

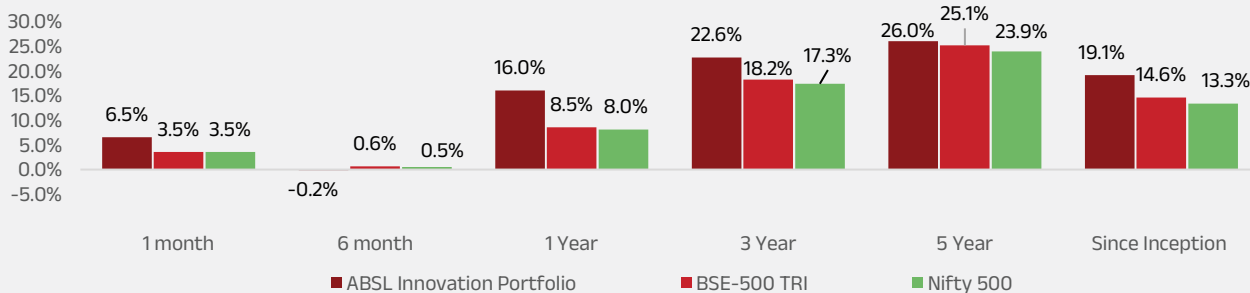
Investment Theme

The strategy aims to invest in companies which are beneficiaries of the fast changing landscape across industries (innovation led) and companies that have a scalability in the form of market size over the next decade (secular growers).

Fund Details

Structure: Discretionary PMS | **Strategy Name:** ABSL Innovation Portfolio | **Benchmark:** BSE 500 TRI
Fund Inception Date: April 24, 2018 | **Fund Manager:** Salvin Shah

Performance



Performance as on May 31, 2025 / Source: ABSLAMC Internal Research

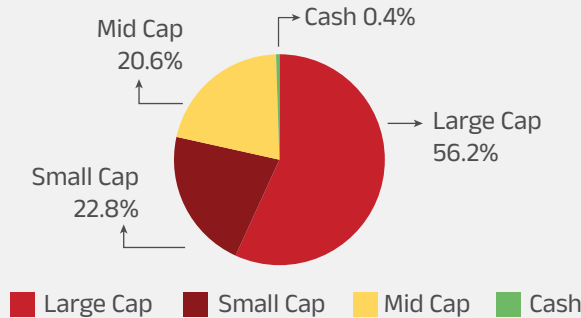
Disclaimer: Past performance of any product does not indicate its future performance. • Performance data is based on Time-Weighted Rate of Return (TWRR) for aggregated performance statistics of all investors. • Please note that performance of your portfolio may vary from that of other investors and that generated by the Investment Approach across all investors because of the timing of inflows and outflows of funds; and differences in the portfolio composition because of restrictions and other constraints • Investment approach level performance reported is not verified by SEBI.

Risk Ratios

Standard Deviation	14.03%
Sharpe Ratio	1.19
Beta	0.89
Portfolio Turnover (%)	0.24

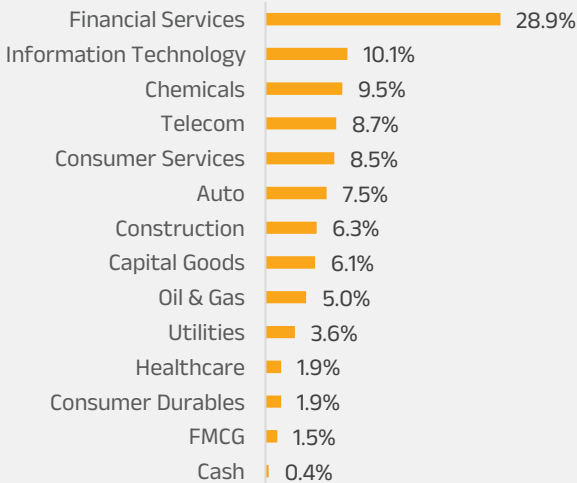
Above ratios are 3 year ratios calculated on annualised basis

Market Capitalisation



Source: AMFI / As on May 31, 2025

Sector Allocation



Portfolio data as on May 31, 2025

Top 10 Portfolio Holdings

Companies	% to Net Assets
ICICI Bank Ltd	8.8%
Trent Ltd	8.5%
Bharti Airtel Ltd	8.3%
Persistent Systems Ltd	7.8%
Larsen & Toubro Ltd	6.3%
HDFC Bank Ltd	5.4%
Bajaj Finance Ltd	5.1%
Reliance Industries Ltd	5.0%
FIEM Industries Limited	3.8%
PI Industries Ltd	3.8%

Equity Outlook

Nifty rose 1.7% in May and logged a third straight monthly gain. Mid-cap and small-cap indices outperformed large-cap and were up 6.1% and 8.7%, respectively. Indian markets wavered in early May amid heightened tensions with Pakistan but rebounded after both nations agreed to a ceasefire. Almost all sectors ended in the green, except FMCG. Capital goods, realty and metals were up 13%, 7% and 6%, respectively. Most global markets ended higher. Germany, US SPX and Indonesia rose 6.7%, 6.2% and 6%, respectively. Global trade tensions eased around mid-month, following a breakthrough in talks between the US and China, resulting in an agreement for reduced tariffs. However, sentiment later soured after the US President accused China of violating its agreement with the US. FIIs brought in May 2025 to the tune of \$1.3bn (secondary) and DIIs remained net buyers to the tune of \$7.9bn.

On the domestic economy front, high frequency indicators (like E-way bill, GST collection, CPI, PMI) suggest marginal improvement in economy. 4QFY25 real GDP growth came in at 7.4% (3QFY25: 6.4% revised up by 20 bps). This was led by GFCF* growth at 9.4% (3QFY25: 5.2%) driven by government capex growth. Private consumption growth softened to 6.0% (3QFY25: 8.1%), while government spending contracted 1.8% (9.3%). GST collection rose 16.4% YoY to Rs2.01tn in April. CPI inflation for the month of April moderated to 3.2% from 3.3% in March and WPI inflation eased to 0.9% yoy from 2% in March. The only negative print was that of IIP* growth which decreased to 2.7% (March: 3.9%) with manufacturing production at 3.4%, electricity at 1.1%, and mining at -0.2%.

Other key developments: (1) Moody's Ratings downgraded the US sovereign credit rating, citing concerns over rising debt levels, (2) IMD has retained its April forecast for 'above normal' rainfall from June-September, (3) after the RBI announced a 25 bps repo rate cut in April, several banks have reduced their deposit rates multiple times in April and May, (4) the RBI transferred a surplus of Rs2.7 tn to the central government for FY2025 and (5) Fed FOMC* kept the fed rates unchanged within the 4.25-4.5% range on the backdrop of increasing uncertainty regarding Trump's tariff policies which has led to higher stagflation risks (6) the 4QFY25 net income of the Nifty-50 Index grew 3.7%,

Overall, at the portfolio level, we remain invested in high quality franchisees and expect these businesses to continue to deliver healthy earnings growth over the medium to long term.

*GFCF is Gross Fixed Capital Formation, IIP is Index of Industrial Production and FOMC is Federal Open Market Committee

Source: Internal Research

Disclaimer: Investments in securities are subject to market risks and there can be no assurance or guarantee that the objectives of the product will be achieved. Past performance may or may not be sustained in future.

Portfolio Update:

In the month of May 2025, ICICI Bank Limited, Trent Ltd, Bharti Airtel Ltd, Persistent Systems Ltd, & Larsen & Toubro Ltd. continue to be the fund's top holdings. We continue to employ our extensive bottom-up research process, to identify mispriced opportunities, with special focus on companies with credible managements, healthy balance sheets, higher returns on capital, and strong runway for growth.

Disclaimer: The views expressed above are the views of the Fund Managers and should not be construed as an investment advice.

Investments in securities are subject to market risks and there can be no assurance or guarantee that the objectives of the Product will be achieved. Past performance may or may not be sustained in future.

Investment Style

ABSL Innovation Portfolio			
	Growth	Blend	Value
Large Cap			
Mid & Small			

Risk Factors and Disclaimers

Investments in securities are subject to market risks and there can be no assurance or guarantee that the objectives of the Product will be achieved. Any information contained in this publication does not constitute and shall be deemed not to constitute an advice, an offer to sell/ purchase or as an invitation or solicitation to do so for any securities of any entity. Please note that this is not an advertisement. The document is solely for the information and understanding of intended recipients only. If you are not the intended recipient, you are hereby notified that any use, distribution, reproduction or any action taken or omitted to be taken in reliance upon the same is prohibited and may be unlawful. Aditya Birla Sun Life AMC Limited (ABSLAMC) / its subsidiaries / affiliates or their officers, employees, personnel, directors shall not be liable for any loss, damage, liability whatsoever for any direct or indirect loss arising from the use or access of any information that may be displayed in this publication from time to time. Recipients of the information contained herein should exercise due care and caution and read the disclosure document (including if necessary, obtaining the advice of tax / legal / accounting / financial / other professionals) prior to taking of any decision, acting, or omitting to act, on the basis of the information contained herein. Aditya Birla Sun Life AMC Limited- Portfolio Manager has used information that is publicly available, including information developed in-house. Some of the material used in the document may have been obtained from members/persons other than the PMS and / or its affiliates and which may have been made available to the PMS and / or to its affiliates. Information gathered and material used in this document is believed to be from reliable sources. The PMS however does not warrant the accuracy, reasonableness and / or completeness of any information. The actual investments / portfolio decisions are a result of complex technical & fundamental valuations at the disposal of the portfolio manager. Investors are advised against replication of strategies implemented. Information contained herein shall not be copied/circulated/reproduced/quoted in any form or manner (in part or whole) without the express written consent of Aditya Birla Sun Life AMC Limited. Any forward-looking word, phrase or expression is subject to risks, Investment and assumptions that could cause actual results to differ materially from those contemplated by the said forward-looking word, phrase or expression. Investment approach level performance reported is not verified by SEBI.

Regulatory Disclosure: All investors have the option to invest directly with ABSLAMC-Portfolio Manager

Investments in securities are subject to market risks and there can be no assurance or guarantee that the objectives of the Product will be achieved.

For any service related queries, please contact us:



1800 270 7000



care.pms@adityabirlacapital.com

Aditya Birla Sun Life AMC Limited
CIN: L65991MH1994PLC080811.

One World Center, Tower 1, 17th Floor, Jupiter Mills, Senapati Bapat Marg, Elphinstone Road, Mumbai - 400 013.
Tel: 4356 8000. Fax: 4356 8110 / 8111

Investments in securities are subject to market risks and there can be no assurance or guarantee that the objectives of the Product will be achieved.